

Reception Summer 1 2023


Sunshine and Sunflowers



This seasonal project provides opportunities for outdoor learning and teaches children how to care for the plants and animals in their local environment and how to stay safe in the sun.





Maths	Number; Numerical patterns
PD	Gross motor skills; Fine motor skills
PSED	Self-regulation; Managing self; Building relationships
World	People, culture and communities; The natural world
Exp A&D	Creating with materials; Being imaginative and expressive
CL	Listening, attention and understanding; Speaking
Literacy	Comprehension; Word reading; Writing
Memorable experience	Outside explorers - Trip to Wrest Park

=

<u>Week</u>	<u>Key Focus</u>	<u>Key Text</u>	<u>Week in Brief</u>	<u>Key Vocabulary</u>
1	Memorable Experience - Outside Explorers	Shark in the Park by Nick Sharratt 	Arrange a visit to a local public garden. Use the Memorable experiences map or visit the Royal Horticultural Society website to find local public gardens available to visit near you. Explore the environment and talk about the plants, trees and wildlife that live there. Talk about how the plants are cared for and what they need to grow and survive. Provide each child with a Parks and gardens spotting sheet to encourage them to look for a range of different flora and fauna in the environment. Take photographs of the different areas of the park, the plants and animals that live there and any special features.	Garden, growth, plant, flower, trees, wildlife, habitat, animals, flora, fauna, weather, sun, stem.

<p>2</p>	<p>Grow a Garden</p>	<p>Errol's Garden by Gillian Hibbs</p> 	<p>Skills and Knowledge to develop:</p> <ul style="list-style-type: none"> - Plants need air, sunlight, warmth and nutrients from soil to grow. - Parts of plants include roots, stem, leaves, flowers and petals. 	<p>Stem, leaf, petal, root, seed, grow, growth, water, soil.</p>
<p>3</p>	<p>Garden Explorers</p>	<p>My butterfly bouquet by Nicola Davies</p> 	<p>Skills and Knowledge to develop:</p> <ul style="list-style-type: none"> - Female butterflies lay eggs on plants. Caterpillars hatch from the eggs. - Caterpillars eat until they are fully grown, then they become a pupa. - A caterpillar pupa is called a chrysalis. - A butterfly emerges from a chrysalis. - Butterflies drink nectar from flowers with their long tongues. - Butterflies, ladybirds and bees are insects. - Insects are small animals. - Insects have six legs and a hard outer shell. Some insects have wings. 	<p>Bouquet, egg, wings, legs, tongue, antennae, insect, butterfly, caterpillar, chrysalis, pupa, nectar, ladybird, bee.</p>

<p>4</p>	<p>Raising Butterflies</p>	<p>N/A</p> 	<p>This week we are going to put all of our previous learning to the test. Provide a hatching kit for the children to use.</p>	
<p>5</p>	<p>Fun in the sun</p>	<p>Jump and shout by Mike Dumbleton</p> 	<p>Skills and Knowledge to develop:</p> <ul style="list-style-type: none"> - It is important to wear sun cream, sun hats and drink plenty of water to keep hydrated on hot sunny days. 	<p>Sunshine, picnic, sun cream, hydrated.</p>

6	Innovate and Express - Planning a Picnic	N/A	Provocation You have had lots of fun outside. Now you are going to plan a picnic. You need to think about where you will have your picnic, what you will eat and drink, what games to play and how to make sure you stay safe in the sun.	Picnic, blanket, food, drink, weather, sun, games, sun hat, sun cream, ice cream.
---	--	-----	---	---